

Señalización Viales e Imagen S.A.U.

Abridged Financial Statements for
year ending
31 December 2015 and Independent
Auditors' Report

INDEPENDENT AUDIT REPORT OF FINANCIAL STATEMENTS

To the Sole Shareholder of SEÑALIZACIÓN VIALES E IMAGEN, S.A. (Sole Shareholder Company).

AUDIT REPORT OF FINANCIAL STATEMENTS

We have audited the Financial Statements of the Company SEÑALIZACIÓN VIALES E IMAGEN, S.A. (Sole Shareholder Company), which include the balance sheet as of December 31, 2015, the profit and loss account, the statement of changes in the equity and the notes of the financial year then ended.

Responsibility of the Directors with regards to the financial statements

The Directors of the Company are responsible for the preparation of the attached Financial Statements so as to faithfully express the assets, the financial status and the profit and loss account of SEÑALIZACIÓN VIALES E IMAGEN, S.A. (Sole Shareholder Company), in compliance with the Regulatory Framework for financial reporting applicable to the Company in Spain, as indicated in Note 2.1 of the attached Notes. They are also responsible for the internal control considered necessary to enable the preparation of the Financial Statements free of material inaccuracy due to fraud or mistake.

Responsibility of the auditor

Our responsibility is to express an opinion regarding the attached Financial Statements based on our audit report. We have audited in compliance with the Spanish accounts auditing regulations in force. Said regulations require ethics compliance, as well as planning and performance of the audit so as to reasonably ensure that the Financial Statements are free of material inaccuracy.

An audit report requires implementing the procedures to obtain audit evidence regarding the amounts and the information in the financial statements. The chosen procedures depend on the Auditor's decision, including the material inaccuracy risk assessment for the financial statements, due to fraud or mistake. When performing said risk assessments, the Auditor takes into consideration the internal control for the preparation of the Financial Statements by the Directors of the Company, with the goal of designing adequate auditing procedures depending on the circumstances, and not with the goal of expressing an opinion regarding the efficiency of the internal control of the Company. An audit report also includes the assessment of the suitability of the accounting policies applied and the reasonableness of the accounting estimations made by the management, as well as the assessment of the overall presentation of the financial statements.

We consider that we have reached plenty audit evidence to express an opinion.

Opinion

In our opinion the attached financial statements faithfully express, in all significant aspects, the assets, the financial status of the Company SEÑALIZACIÓN VIALES E IMAGEN, S.A. (Sole Shareholder Company) as of December, 31 2015, as well as its profit and loss account and cash flows corresponding to the financial year then ended, in compliance with the applicable Regulatory Framework for financial reporting and, in particular, with the accounting principles and criteria therein.



REA
Registro de
Economistas
Auditores

economistas
Consejo General

Miembro nº 4.925

Highlighted paragraphs

Without qualifying our opinion, we draw attention to what indicated in Note 2.4 of the attached Notes, which mentions that the Board of Directors has formulated the accompanying financial statements for the year ended December, 31 2015 according the principle of going concern to understand that the measures and actions detailed in the Business Plan approved by the Directors will allow continuing the normal development of the Company and to meet its obligations, also getting results and positive cash flows in the coming years to recover fixed assets and offset deferred tax assets activated.


As is mentioned in Note 13 of the accompanying notes, the balance sheet as of December 31, 2015 includes Euros 2,038,878 as "Deferred tax assets" due to tax deductions and tax credits from loss carry forwards generated in the year 2015 and in previous years amounting to 6,665,631 euros, which will be compensated in future years and are valued at an average tax rate of 28%. In accordance with the Institute of Accounting and Auditing (ICAC) Resolution of February 9, 2016, which rules the registration, evaluation and preparation of the Financial Statements for the accounting of the income tax, the deferred tax is valued at the tax rates expected at the time of reversal. According to the Business Plan of the Company mentioned in the previous paragraph, the Company expects to offset these tax losses between fiscal years 2016 and 2026, with the tax rate for those years, unknown in terms of foreseeable changes in tax legislation. This uncertainty makes it difficult for the Board of Directors of the Company, as of December 31, 2015, to quantify an accurate assessment of "Deferred tax assets" which may change, upwards or downwards, depending on tax rates finally approved. This issue does not change our audit opinion.

The Company SEÑALIZACIÓN VIALES E IMAGEN, S.A. (Sole Shareholder Company) belongs to "Elsamex" Group and, depending on the policy of the Group cash-pooling, the Company receives financial support from the parent company of the group from the extent and period necessary. At December 31, 2015 the balance presented in respect of credit lines received is presented in the caption denominated "*Current liabilities with Group Companies*".

The Company undertakes significant transactions with the parent company of the Group due to the usual operations of their business, as described in Note 17.1 to the accompanying notes.

May 10, 2016

CABALLERO AUDITORES, S.L.
R.O.A.C. N° S-2265


Ángel Caballero Antón
Partner



REA
Registro de
Economistas
Auditores

economistas
Consejo General

Ángel Caballero
Miembro n° 4.925



REA
Registro de
Economistas
Auditores

economistas
Consejo General

Miembro n° 4.925

SEÑALIZACIÓN VIALES E IMAGEN S.A.U
ABRIDGED BALANCE SHEET AS AT DECEMBER, 31ST 2015

(Euros)

ASSETS	Notes	Year 2015	Year 2014	PASIVO	Notes	Year 2015	Year 2014
NON-CURRENT ASSETS		5,529,187	5,641,480	EQUITY	Note 10	841,835	(3,126,971)
Intangible fixed assets	Note 5	36,124	72,248	OWN FUNDS-		841,835	(3,126,971)
Research and Development		36,124	72,248	Capital		688,025	688,025
Property, plant and equipment	Note 6	3,452,496	3,539,074	Subscribed capital		688,025	688,025
Land & buildings		2,319,148	2,365,494	Reserves		(590,564)	(590,565)
Technical installations and other items		1,133,348	1,173,580	Legal and statutory		15,006	15,006
Non-current investments	Note 8.1	1,689	2,064	Other reserves		(605,571)	(605,571)
Other financial assets		1,689	2,064	Prior period's losses		(4,624,431)	(4,266,212)
Deferred tax asset	Note 13	2,038,877	2,028,094	Other shareholder contributions	Notas 10.3 y 17	5,400,000	1,400,000
				Profit/(loss) for the year		(31,195)	(358,219)
				NON-CURRENT LIABILITY		3,966,688	4,063,113
				Non-current payables	Note 11	655,122	751,547
				Debts with credit entities	Note 7	655,122	746,131
				Other financial liabilities		-	5,416
				Group companies and associates, non-current	Notes 11 y 17	3,300,000	3,300,000
				Deferred tax liability	Note 13	11,566	11,566
CURRENT ASSETS		843,334	751,671	CURRENT LIABILITIES		1,563,998	5,457,009
Inventories		752,051	592,372	Current payables	Note 11	97,591	95,841
Materials & finished goods		752,013	592,372	Debt with financial institutions		20	20
Advances to suppliers		38	-	Finance lease payables	Note 7	91,009	89,276
Trade and other receivables	Note 8.2	88,679	154,063	Other financial liabilities		6,562	6,545
Trade receivables		87,960	153,432	Group companies and associates, current	Note 17	1,077,074	4,893,759
Personnel		607	554	Trade and other payables	Note 11	389,333	467,409
Other credits with Public Administration	Note 13	112	77	Suppliers		366,211	430,782
Cash and cash equivalents		2,604	5,236	Personnel(salaries payable)		944	934
Treasury		2,604	5,236	Public entities, other	Note 13	22,179	35,693
TOTAL ASSETS		6,372,521	6,393,151	TOTAL EQUITY & LIABILITIES		6,372,521	6,393,151

The Notes 1 to 19 described in the attached Report form an integral part of the balance sheet at 31st December 2015

SEÑALIZACION VIALES E IMAGEN S.A.U
ABRIDGED INCOME STATEMENT FOR THE PERIOD ENDED DECEMBER 31ST, 2015
(Euros)

	Notes	Year 2015	Year 2014
CONTINUED OPERATIONS			
Turnover	Note 15a	2,711,277	1,958,200
Sales		1,165,294	858,438
Provision of services		1,545,983	1,099,762
Stock variation		-	-
Supplies	Note 15b	(1,431,551)	(1,133,568)
Consumption of raw materials and other consumables		(1,202,852)	(857,702)
Works carried out by other companies		(228,699)	(275,866)
Other income		-	-
Operating subsidies included in the year result		-	-
Personnel expenses	Note 15c	(566,389)	(505,701)
Wages, salaries and similar		(429,115)	(383,187)
Social charges		(137,274)	(122,514)
Other exploitation expenses	Note 15e	(208,734)	(228,433)
Outside services		(203,678)	(222,638)
Taxes		(5,056)	(5,795)
Amortization of fixed assets	Note 5 y 6	(128,377)	(181,492)
Other income/(losses)		(173)	(289)
EXPLOITATION RESULT		376,054	(91,283)
		-	-
Financial expenses		(421,649)	(412,564)
For debt with group companies and partners	Note 17	(405,469)	(393,713)
For debts with third parties		(16,180)	(18,851)
Exchange differences		(692)	-
NET FINANCIAL GAINS/(LOSSES)		(422,341)	(412,564)
PROFIT BEFORE TAX		(46,287)	(503,847)
Income tax	Note 13	15,093	145,628
PROFIT FOR THE YEAR	Note 3	(31,195)	(358,219)

The Notes 1 to 19 described in the attached Report form an integral part of the loss and profit account corresponding to year 2015

SEÑALIZACION VIALES E IMAGEN S.A.U

ABRIDGED STATEMENT OF CHANGES IN EQUITY FOR THE PERIOD ENDED DECEMBER 31ST, 2015

A) ABRIDGED STATEMENT OF RECOGNIZED INCOME AND EXPENSE FOR THE PERIOD ENDED DECEMBER 31ST, 2015

(Euros)

	Year 2015	Year 2014
RESULT OF THE LOSS AND PROFIT ACCOUNT (I)	(31,195)	(358,219)
TOTAL INCOMES AND EXPENSES DIRECTLY CHARGED ON NET EQUITY (II)	-	-
TOTAL TRANSFERS TO LOSS AND PROFIT ACCOUNT (III)	-	-
TOTAL RECOGNIZED INCOMES AND EXPENSES (I+II+III)	(31,195)	(358,219)

The Notes 1 to 19 described in the attached Report form an integral part of the statement of recognized incomes and expenses corresponding to year 2015

SEÑALIZACION VIALES E IMAGEN S.A.U

ABRIDGED STATEMENT OF CHANGES IN EQUITY FOR THE PERIOD ENDED DECEMBER 31ST, 2015

B) ABRIDGED STATEMENT OF CHANGES IN TOTAL NET WORTH

(Euros)

	Capital	Reserves	Prior period's losses	Other shareholder contributions	Profit/ (loss) of the year	TOTAL
FINAL BALANCE OF YEAR 2013	688,025	(590,565)	(3,685,215)	1,400,000	(580,997)	(2,768,752)
Application of profit 2013	-	-	(580,997)	-	580,997	-
Total recognized incomes and expenses	-	-	-	-	(358,219)	(358,219)
FINAL BALANCE OF YEAR 2014	688,025	(590,565)	(4,266,212)	1,400,000	(358,219)	(3,126,971)
Application of profit 2014	-	-	(358,219)	-	358,219	-
Total recognized incomes and expenses	-	-	-	-	(31,195)	(31,195)
Shareholder contributions	-	-	-	4,000,000	-	4,000,000
FINAL BALANCE OF YEAR 2015	688,025	(590,565)	(4,624,431)	5,400,000	(31,195)	841,834

The Notes 1 to 19 described in the attached Report form an integral part of the statement of changes in net equity corresponding to year 2015

Señalización Viales e Imagen S.A.U.

Abridged Report for

year ending

31 December 2015

1. Incorporation and activity

Incorporation

Señalización Viales e Imagen S.A.U. (hereinafter, the Company), was incorporated by notarized deed on 18th March 1994 under the name Luminosos Publineon, S.L. On 1st October 2004, it was converted into a public limited company. Afterwards, on 25th August 2006, its corporate name was changed to Señalización Viales e Imagen S.A. Finally, on 29th December 2008, it was converted into a a single-member public limited company. Its corporate address is in calle La Grajera, 2 Lardero (La Rioja).

Corporate Purpose

The purpose of the Company is:

- a. The manufacturing, study, installation, conservation and repair of all kinds of signals, panels and signs, as well as corporate image, advertising, electrical and lamp items.
- b. The purchase, sale, operation, administration, holding, construction and lease of any kind of properties.

All activities for which special requirements are required by Law and not fulfilled by the Company shall be excluded. If required by Law, any activity subject to the holding of some sort of professional title, authorization or special registration shall be carried out by a person holding said required title, or else the activity shall not be started until the administrative requirements are fulfilled.

These activities could also be indirectly performed by the Company, totally or partially, through the holding of shares in other companies engaging in identical or analogous activities.

The Company is part of Elsamex Group, whose parent company is Elsamex, S.A., with corporate address in San Severo, 18, Madrid; this is the company that prepares the consolidated financial statements. The consolidated financial statements of Elsamex Group for period 2015 have been prepared by the Directors in the meeting of the Board of Directors held on 16th March 2016. The consolidated financial statements for period 2014 were approved at the General Shareholders' Meeting of Elsamex, S.A., held on 30 June 2015, and they were deposited in the Business Registry of Madrid. In turn, Elsamex Group is controlled by an international group whose controlling company is "Infrastructure Leasing & Financial Services Limited (IL&FS)", with business address in Bombay [Mumbai] (India) Bandra – Kurla Complex.

2. Presentation principles for the abridged financial statements

2.1 *Financial Information Framework applicable to the Company*

The abridged financial statements have been prepared by the Directors in accordance with the financial information framework applicable to the Company, established in:

- a) Code of Commerce and other additional mercantile legislation.
- b) General Accounting Plan, approved by Royal Decree 1514/2007, and sector adaptations.
- c) Mandatory regulations approved by the Institute of Accounting and Accounts Auditing in the development of the General Accounting Plan and complementary rules.

Other applicable Spanish accounting regulations.

2.2 True and fair view

The attached abridged financial statements have been obtained from the Company's account registers and are presented in accordance with the financial information framework described in Note 2.1, so as to show a true view of the assets, the financial situation and the results of the Company during the corresponding period. These abridged financial statements, which have been prepared by the Company Directors, will be submitted for the approval of the Sole Shareholder, and are expected to be approved without any amendment. The financial statements for period 2014 were approved by the Sole Shareholder on 30 June 2015.

According to corporate legislation in force, the Company has no obligation to submit their abridged financial statements for auditing; however, and for the sole purposes of improving transparency in financial reporting, the Administrative Body has deemed appropriate to bring these abridged financial statements for year 2015 for verification of an external auditor. They will be subsequently submitted for approval of the Sole Shareholder, and expected to be approved without modification.

2.3 Non-obligatory accounting principles applied

Non-obligatory accounting principles have not been applied. In addition, the Directors have prepared these financial statements taking into consideration the totality of obligatory applicable accounting principles and standards which have a significant effect on said abridged financial statements. There is not any obligatory accounting principle that has not been applied.

2.4 Critical aspects of valuation and estimation of uncertainty

In preparing the attached abridged financial statements estimates were made by the Company's Directors in order to measure certain of the assets, liabilities, income, expenses and obligations reported herein. Basically these estimations refer to:

- The useful life of the intangible and tangible assets (see Notes 4.1 and 4.2)
- The evaluation of possible losses by impairment of certain assets (see Notes 4.1, 4.2, 4.4 and 4.5).
- The calculation of supplies (see Note 4.4).
- The calculation of executed works pending invoicing and works certified in advance.

Although these estimates were made on the basis of the best information available at 2015 year-end, events that take place in the future might make it necessary to change these estimates (upwards or downwards) in coming years. Changes in accounting estimates would be applied prospectively.

The Company has been incurring in recurrent losses that have result in a significant reduction of the equity and in the existence of a negative working capital of significant amount, factors that could cast doubt on the accounting principle of going concern and, therefore, the ability of the Company to settle its assets and liabilities in the amounts according to the classification found on the attached abridged balance sheet, which has been prepared assuming that such activity will continue. There are important factors that tend to eliminate doubt about the ability of the Company to continue as a going concern. These factors include the financial support by the sole shareholder, having formalized during the year 2015 a contribution of 4,000,000 euros by offsetting credits in order to rebalance the financial situation and the possibility of reducing costs, primarily through a reduction in financial cost future without reducing the operational capacity of the Company, as follows, both the budget for 2016 and the business plan approved by the directors of the Company. This business plan is based on certain assumptions and market trends mainly they include: an expansion plan commercial market focused on niche markets, which seeks to build customer loyalty obtained by the Parent Group, and finding customers outside the group. All these measures are aimed at obtaining enough revenue to achieve a positive outcome from the financial year 2017 and to increase the generation of positive cash flows in future years.

2.5 Comparative information

The information contained in these abridged notes to the financial statements referring to the financial year 2015 is presented alongside the information for the financial year 2014 for comparative purposes.

2.6 Grouping of entries

Certain items in the balance sheet, income statement, statement of changes in equity and statement of cash flows are grouped together to facilitate their understanding; however, whenever the amounts involved are significant, the information is broken down in the related notes to the financial statements. There are not any equity items entered in two or more entries.

2.7 Changes in accounting principles

During the accounting period 2015 no changes in accounting principles have arisen with regards to the principles applied in the accounting period 2014.

2.8 Correction of errors

In preparing the accompanying abridged financial statements no significant errors were detected that would have made it necessary to restate the amounts included in the financial statements for 2014.

3. Distribution of profits

The Directors shall propose to the Sole Shareholder to allocate the loss of the period to negative results of previous years, to be offset with future profits.

4. Accounting standards and measurement bases

The main accounting standards and measurement bases used by the Company in the preparation of their abridged financial statements, in accordance with those set out by the General Accounting Plan, were the following:

4.1 Intangible assets

The assets grouped under this heading are valued by their acquisition price or cost of production and subsequently reduced by the corresponding accrued amortization and losses through impairment, should there be any.

If there are indications of loss of value, the Company estimates by means of the "Impairment test" the possible losses of value that reduce the redeemable value of said assets to an amount below their book value.

a) Research and development expenditure:

With respect to the research and development expenditure, these are capitalized when they fulfil the following conditions:

- It is specifically individualized by projects and their cost may be clearly established.
- There are sound reasons to foresee the technical success and economic and commercial profitability of the related projects.

The assets thus generated are amortized linearly over their years of useful life (over a maximum period of 5 years).

If there are doubts about the technical success or economic profitability of the project then the amounts entered in the assets are recognized directly in the profit and loss account for the period.

4.2 Property, plant and equipment

The assets grouped under this heading are valued by their acquisition price or cost of production and subsequently reduced by the corresponding accrued amortization and losses through impairment, should there be any.

If there are indications of loss of value, the Company estimates by means of the "Impairment test" the possible losses of value that reduce the redeemable value of said assets to an amount below their book value.

The Company amortizes property, plant and equipment following the linear method, applying annual amortization percentages calculated depending on the estimated years of useful life of the respective assets, in accordance with the following detail:

	Percentage
Land and buildings	2
Other installations, tools and furniture	10-15
Transport items	12

The expenses for conservation and maintenance of property, plant and equipment elements are allocated to the profit and loss account of the period in which they are incurred. However, the amounts invested in improvements that contribute to increasing the capacity or efficiency or to expanding the useful life of said assets are registered as a higher cost.

4.3 Leasing

Leases are classified as finance leases whenever the terms of the lease transfer substantially all the risks and rewards incidental to ownership of the leased asset to the lessee. The rest of leases are classified as operating leases.

When the Company is the lessee – Finance lease

In finance leases in which the Company acts as the lessee, the cost of the leased assets is presented in the balance sheet, based on the nature of the leased asset, and, simultaneously, a liability is recognised for the same amount. This amount will be the lower of the fair value of the leased asset and the present value, at the inception of the lease, of the agreed minimum lease payments, including the price of the purchase option, when it is reasonably certain that it will be exercised. The minimum lease payments do not include contingent rent, costs for services and taxes to be paid by and reimbursed to the lessor. The total capital charge of the contract is allocated to the profit and loss account for the period in which it is accrued, the effective interest rate method being applied. Contingent rent is recognised as an expense for the period in which it is incurred.

Leased assets are depreciated, based on their nature, using similar criteria to those applied to the items of property, plant and equipment.

4.4 Financial Instruments

4.4.1 Financial assets

Financial assets of the Company are classified in the following categories:

a) Loans and items receivable: financial assets originating in the sale of goods or in the provision of services through the Company's trading operations, or those that do not have a commercial origin, are not equity instruments or derivatives and the charges of which are a fixed or specific amount and are not negotiated in an active market.

b) Financial assets held for negotiation: those that are acquired with the objective of transferring them in the short-term or those that form part of a portfolio for which there is evidence of recent activity with the said objective. This category also includes those derivative instruments that may not be contracted from capital guarantees (e.g. bank guarantees) and have not been designated coverage instruments.

c) Investments in the equity of the companies of the group, associates and multi-group: those companies considered to be part of the group are those connected to the Company through a relationship of control, and associated companies are those over which the Company exerts significant influence. In addition, within the multi-group category those companies are included over which, under an agreement, control is exercised in conjunction with one or more partners.

Initial recognition-

The financial assets are entered initially at the fair value of the consideration delivered plus the transaction costs that may be directly attributable, unless they are financial assets for negotiation, in which case, the transaction costs that may be directly attributable to them are to appear in the profit and loss account for the period.

Subsequent measurement –

Loans, items receivable and investments maintained until maturity are valued by their amortized cost.

Held-for-trading financial assets are measured at fair value and the gains and losses arising from changes in said fair value are recognised in the net profit or loss for the year.

At least at the close of each period the Company tests financial assets not measured at fair value through profit or loss for impairment. Objective evidence of impairment is considered to exist when the recoverable amount of the financial asset is lower than its carrying amount. When it occurs, this impairment is entered in the profit and loss account.

The Company derecognises a financial asset when it expires or when the rights to the cash flows from the financial asset have been transferred and substantially all the risks and rewards of ownership of the financial asset have been transferred.

However, the Company does not derecognise financial assets, and recognises a financial liability for an amount equal to the consideration received, in transfers of financial assets in which substantially all the risks and rewards of ownership are retained.

4.4.2 Financial liabilities

Financial liabilities include accounts payable by the Company that have arisen from the purchase of goods or services in the normal course of the business and those which, not having commercial substance cannot be classed as derivative financial instruments.

Accounts payable are initially recognised at the fair value of the consideration received, adjusted by the directly attributable transaction costs. These liabilities are subsequently measured at amortised cost.

The Company derecognises financial liabilities when the obligations giving rise to them cease to exist.

4.4.3 Equity instruments

An equity instrument represents a residual sharing in the Company Equity once all liabilities have been deducted.

Capital instruments issued by the Company are entered in the net equity for the amount received, net of issuing costs.

4.5 Stock

Inventories are measured at the lower of acquisition or production cost and net realisable value. Trade discounts, rebates, other similar items and interest included in the face value of the related payables are deducted in determining the costs of purchase.

Production cost includes the costs of direct materials and, where applicable, direct labour and production overheads.

Net realisable value is the estimated selling price less the estimated costs of completion and costs to be incurred in marketing, selling and distribution.

The cost of inventories is assigned by using the first-in-first-out (FIFO) method.

The Company makes the appropriate value corrections, entering them as a cost in the profit and loss account when the net realisable value of the stock is lower than its acquisition price (or than its cost of production).

Also grouped under this heading are advance payments to suppliers for services to be received.

6.6 Transactions in currency other than Euro

The Company's functional currency is the Euro. Consequently, operations in currencies other than Euro are considered as foreign currency and entered in accordance with the exchange rates prevailing on the dates of the operations.

At the close of the period, the monetary assets and liabilities denominated in foreign currency are converted by applying the exchange rate on the date of the balance sheet. The profits or losses shown are directly allocated to the profit and loss account for the period in which they occur.

4.7 Corporate tax

Tax expense (tax on profits) comprises current tax expense (current tax income) and deferred tax expense (deferred tax income).

The current tax expense is the amount payable by the Company as a result of tax on profits settlements for a given year. Tax credits and other tax benefits, excluding tax withholdings and pre-payments, as well as tax loss carryforwards from prior years effectively offset in the current year, reduce the current income tax expense.

The deferred tax expense or income relates to the recognition and derecognition of deferred tax assets and liabilities. These include temporary differences measured at the amount expected to be payable or recoverable on differences between the carrying amounts of assets and liabilities and their tax bases, as well as the negative tax bases pending compensation and the credits for tax credit not fiscally applied. These amounts are measured at the tax rates that are expected to apply in the period when the asset is realised or the liability is settled.

Deferred tax liabilities are recognised for all taxable temporary differences, except for those arising from the initial recognition of goodwill or of other assets and liabilities in a transaction that is not a business combination and affects neither accounting profit nor taxable profit, and except for those associated with investments in subsidiaries, associates and joint ventures in which the Company is able to control the timing of the reversal of the temporary difference and it is probable that the temporary difference will not reverse in the foreseeable future.

Deferred tax assets, on the other hand, are only recognised to the extent that it is considered probable that the Company will have sufficient taxable profits in the future against which it will be possible to recover them.

Deferred tax assets and liabilities arising from transactions charged or credited directly to equity are also recognised directly in net equity.

4.8 Environment

Assets of environmental nature are those used long-term in the Company's activity. Their main purpose is the minimization of environmental impact and the protection and improvement of the environment, including the reduction or elimination of future pollution.

Due to its nature, the Company's activity does not have a significant environmental impact.

4.9 Revenue and expenditure

Revenue and expenses are recognised on an accrual basis, i.e. when the actual flow of the related goods and services occurs, regardless of when the resulting monetary or financial flow arises. Revenue is measured at the fair value of the consideration received, net of discounts and taxes, incorporated interests or similar items.

In order to adjust revenues in the period in which they are accrued, the Company adopts the principle of provisioning the revenues of projects in progress at year-end, in accordance with their level of advancement, notwithstanding the date of issue of the invoice.

The estimations used in calculating the level of advancement include the effect that the margin of certain liquidations under process might have, and that the Company estimates at the moment as reasonably achievable.

The account "Clients by works or services pending certification or invoice", included in the heading "Clients by sales and provision of services" of the asset of the balance sheet, represents the difference between the amount of the contract work executed, including the adjustment to registered margin by applying the level of advancement, and that certified until the date of the balance sheet.

If the amount of the production at origin of a work is below the amount of the certifications issued, the difference is contained in heading "Advances Clients" of liabilities in the balance sheet.

4.10 Provisions and contingencies

In preparing the abridged financial statements, the Company Directors differentiate between:

- a) Provisions: credit balances covering present obligations arising from past events, whose cancellation will probably cause an outflow of resources, although they are uncertain in their amount and/or timing of cancellation.
- b) Contingent liabilities: possible obligations arising as a consequence of past events, whose existence will be confirmed only by the occurrence or non-occurrence of one or more future events, not wholly within the Company's control and which are not reasonably calculable.

The abridged financial statements include all the provisions with respect to which it is considered that it is more likely than not that the obligation will have to be settled. Contingent liabilities are not included in the abridged financial statements, but the information about them can be found in the report notes, provided they are not considered as remote.

Provisions are measured at the present value of the best possible estimate of the amount required to settle or transfer the obligation, taking into account the information available on the event and its consequences; adjustments made to provisions are recognised as a financial cost on an accrual basis.

The compensation to be received from a third party on settlement of the obligation is recognised as an asset, provided that there are no doubts that the reimbursement will take place, unless there is a legal relationship whereby a portion of the risk has been externalised as a result of which the Company is not liable. In this situation, the compensation will be taken into account for the purpose of estimating the amount of the related provision that should be recognised.

4.11 Compensation for dismissal

Under current legislation, the Company is required to pay termination benefits to employees terminated under certain conditions. Therefore, termination benefits that can be reasonably quantified are recognised as an expense in the year in which the decision to terminate the employment relationship is taken. The accompanying abridged financial statements do not include any provision in this connection, since no situations of this nature are expected to arise. The Company undertook an official labour force adjustment plan during part of 2013.

4.12 Principles used in transactions between related parties

One party is considered linked to another when one of them or a group acting together exercises or has the power to exercise, directly or indirectly or in accordance with agreements between shareholders or participants, control over another or has significant influence over the other in the making of financial or operational decisions.

In any case, related parties are:

- a) Companies which are considered to be a company of the group, associate or multi-group, in accordance with article 42 of the Commercial Code.
- b) Natural persons who, directly or indirectly, hold participation in the voting rights of the Company, or in its dominant entity, to enable them to exercise a significant influence over one or another. Close relatives of these natural persons are also included.
- c) The key staff of the Company or of its dominant entity, understood as the natural persons with authority and responsibility over the planning, management and control of the Company's activities, either directly or indirectly, including the directors and executive managers. Close relatives of these natural persons are also included.

d) Companies over which any of the persons mentioned in b) and c) above can exercise a significant influence.

e) Companies that share any director or manager with the Company; except in case this person does not have any significant influence in the financial and management policies of the Company.

f) Persons who are considered as close relatives of the Company administration's agent, if this person is a legal person.

g) The pension plans for the employees of the Company or of any other which is a party linked to this.

For the purposes of this rule, close relatives are understood to be those who could exercise influence in, or be influenced by, this person in his/her decisions relating to the Company. These include:

a) The spouse or person with an analogous relationship;

b) The ascendants, descendants and siblings and the respective spouses or persons with an analogous relationship;

c) The ascendants, descendants and siblings of the spouse or persons with an analogous relationship;

d) Persons for whom the spouse or person with an analogous relationship is responsible for or persons with an analogous relationship;

The Company carries out all its operations with entities linked to market values. In addition, transfer prices are adequately supported so that the Company Directors consider that there are not any significant risks related to this aspect from which liabilities for future consideration could be derived.

5. Intangible assets

The movements occurring under this heading of the balance sheet during periods 2015 and 2014, as well as the most significant information affecting this section are as follows:

Financial Year 2015

	Euros		
	31/12/2014	Additions	31/12/2015
Cost:			
Research	180,623	-	180,623
Computer software	22,970	-	22,970
	203,593	-	203,593
Accumulated Amortization:			
Research	(108,375)	(36,124)	(144,499)
Computer software	(22,970)	-	(22,970)
	(131,345)	(36,124)	(167,469)
Net value	72,248	(36,124)	36,124

Financial Year 2014

	Euros		
	31/12/2013	Additions	31/12/2014
Cost:			
Research	180,623	-	180,623
Computer software	22,970	-	22,970
	203,593	-	203,593
Accumulated Amortization:			
Research	(72,251)	(36,124)	(108,375)
Computer software	(22,970)	-	(22,970)
	(95,221)	(36,124)	(131,345)
Net value	108,372	(36,124)	72,248

At 2015 year-end, the Company had fully amortized intangible assets amounting to 22,970 Euros; it did not have any intangible assets abroad.

This research project aims at expanding applications and improvements of different lighting systems (led-based) so they can be applied to different signalling of the same brand, optimizing elements and costs, durability, capacity and light output.

6. Property, plant and equipment

The movements occurring under this heading of the balance sheet during periods 2015 and 2014, as well as the most significant information affecting this section is as follows:

Financial Year 2015

	Euros		
	31/12/2014	Additions	31/12/2015
Cost:			
Lands	422,802	-	422,802
Construction	2,315,528	-	2,315,528
Machinery	1,245,564	5,675	1,251,239
Other installations, tools and furniture	1,737,871	-	1,737,871
Equipment for information processing	109,721	-	109,721
Transport items	36,777	-	36,777
	5,868,263	5,675	5,873,938
Accumulated Amortization:			
Construction	(372,836)	(46,347)	(419,182)
Machinery	(1,237,744)	(3,293)	(1,241,037)
Other installations, tools and furniture	(572,111)	(42,614)	(614,725)
Equipment for information processing	(109,721)	-	(109,721)
Transport items	(36,777)	-	(36,777)
	(2,329,189)	(92,253)	(241,442)
Net value	3,539,074	(86,578)	3,452,496

Financial Year 2014

	Euros		
	31/12/2013	Additions	31/12/2014
Cost:			
Lands	422,802	-	422,802
Construction	2,315,528	-	2,315,528
Machinery	1,245,564	-	1,245,564
Other installations, tools and furniture	1,737,871	-	1,737,871
Equipment for information processing	109,721	-	109,721
Transport items	36,777	-	36,777
	5,868,263	-	5,868,263
Accumulated Amortization:			
Construction	(326,489)	(46,347)	(372,836)
Machinery	(1,181,336)	(56,408)	(1,237,744)
Other installations, tools and furniture	(529,498)	(42,614)	(572,111)
Equipment for information processing	(109,721)	-	(109,721)
Transport items	(36,777)	-	(36,777)
	(2,183,821)	(145,368)	(2,329,189)
Net value	3,684,442	(145,368)	3,539,074

The Company takes out insurance policies to cover the possible risks to which its property, plant and equipment elements are subject. The Company Directors consider that the coverage of these risks on 31 December 2015 and 2014 is the appropriate.

At 2015 year-end, the Company had fully amortized property, plant and equipment elements still in use to the value of 1,675,292 Euros; this amount was and 1,276,602 Euros at 2014 year-end.

As it is shown in Note 7, at the closing of tax years 2015 and 2014 the Company had several financial leasing operations on its property, plant and equipment elements.

7. Leasing

Financial leasing

At the close of accounting periods 2015 and 2014 the Company, as a financial lessee, has some leased assets included in accordance with the following information:

Financial Year 2015

	For goods valued at their fair value	Total
Land and buildings	2,738,330	2,738,330
Total	2,738,330	2,738,330

Financial Year 2014

	For goods valued at their fair value	Total
Land and buildings	2,738,330	2,738,330
Total	2,738,330	2,738,330

The Company has three financial leasing contracts on an industrial warehouse located in calle La Grajera, 2 - Industrial area "La Variante", Lardero (La Rioja), in which the Company develops its activity.

The financial leasing contracts and their main characteristics are described below:

- Financial leasing contract with Bank Pastor. This contract, amounting to 662,041 Euro, started on 16 September 2005, for a term of 15 years. The nominal value of the purchase option is 99,306 Euro. In addition, the interests paid in periods 2015 and 2014 amounted to 5,131 and 5,709 Euro, respectively. Capital pending amortization at 2015 and 2014 year-end amounts to 249,455 and 279,331 Euro, respectively.
- Financial leasing contract with Caja Rioja (now Bankia). This contract, amounting to 662,041 Euro, started on 16 September 2005, for a term of 15 years. The nominal value of the purchase option is 99,306 Euro. In addition, the interests paid in periods 2015 and 2014 amounted to 5,037 and 5,604 Euro, respectively. Capital pending amortization at 2015 and 2014 year-end amounts to 249,410 and 279,308 Euro, respectively.
- Financial leasing contract with Bank Espiritu Santo. This contract, amounting to 662,041 Euro, started on 16 September 2005, for a term of 15 years. The nominal value of the purchase option is 99,306 Euro. In addition, the interests paid in periods 2015 and 2014 amounted to 5,047 and 5,607 Euro, respectively. Capital pending amortization at 2015 and 2014 year-end amounts to 247,265 and 276,767 Euro, respectively.

Upon including of financial years 2015 and 2014 the Company has contracted with the lessors the following minimum leasing quotas (including options to purchase), in accordance with the contracts currently in force, and not taking into account implications of common expenses, future increases due to the CPI or future updates in income agreed under contract:

	2015		2014	
	Nominal value	Current value (see Note 11)	Nominal value	Current value (see Note 11)
Less than one year	104,487	91,009	104,634	89,276
Between one and five years	689,764	655,122	417,964	374,818
More than five years	-	-	376,287	371,313
Total	794,251	746,131	898,885	835,406

There are no contingent quotas.

8. Financial assets (long and short-term)

8.1 Long-term financial assets

The balance of the account in the heading "Long-term financial investments" at 2015 year-end groups the bonds given for operating lease contracts signed with third parties.

8.2 Short-term financial assets

Credits and entries receivable

The detail of the abridged balance sheet at 31 December 2015 and 2014 is as follows:

	Euros	
	2015	2014
Customers by sales and provision of services:		
Customers	87,960	153,432
Delinquent Customers	390,390	1,725,172
Impairment of value of credits for commercial operations	(390,390)	(1,725,172)
	87,960	153,432
Personnel	607	554
TOTAL	88,567	153,986

9. Information on the nature and level of risk of financial instruments

The management of the financial risks of the Company is centralized in Financial Management, which has established the necessary mechanisms to control exposure to variations in the interest rates, as well as to the credit and liquidity risks. The main financial risks that impact on the Company are mentioned below:

a) Credit risk:

In general, the Company holds its treasury and equivalent liquid assets in financial bodies with a high credit level.

b) Liquidity risk:

In order to guarantee the liquidity and to be able to fulfil all the payment commitments deriving from its activity, the Company relies on the Treasury shown in its balance, as well as on short-term financial investments which are detailed in Note 8.

c) Market risk:

Both the Treasury and the short-term financial investments of the Company are exposed to the interest rate risk, which could have an adverse effect on the financial results and on the cash flow. Therefore, the Company has a policy of investing in financial assets which are almost not exposed to interest rate risks; financial assets are chosen for the solidity of their financial worth and of their issuing institutions.

10. Own funds

10.1 Share capital

At 2015 year-end the Company's share capital amounted to 688,025 Euros, represented by 11,448 shares of 60.10 Euros nominal value each, all of the same class, fully subscribed and paid by Elsamex S.A.

The shares are not quoted on the Stock Exchange.

10.2 Legal reserve

In accordance with the Consolidated Text of the Spanish Corporations Act, a figure equal to 10% of the period's profit must be allocated to the legal reserve until this reaches, at least, 20% of the share capital. Such reserve can be used to increase capital provided that the remaining reserve balance does not fall below 10% of the increased share capital amount. Otherwise, until the legal reserve exceeds 20% of share capital, it can only be used to offset losses, provided that sufficient other reserves are not available for that purpose.

Any distribution of profits is not allowed unless the amount of the reserves available is at least the same as the amount of the research and development expenses entered in the assets of the Balance sheet.

10.3 Equity Situation

The parent company of the Company, Elsamex, S.A., has made during the year 2015 a contribution of funds to the Company. This contribution, amounting to 4,000,000 euros, was performed cancelling part of the short-term debt with its parent company (see note 17).

With this contribution it has been rebalanced the equity of the Company at year end.

11 Financial Liabilities

Debit and items payable

The detail of this heading of the abridged balance sheet at 31 December 2015 and 2014 is provided below:

	Euros	
	2015	2014
Long-term financial liabilities:		
Other financial liabilities	-	5,416
Financial leasing creditors (Note 7)	655,122	746,131
Long-term debts with Group companies and associates (Note 16)	3,300,000	3,300,000
Total long-term financial liabilities	3,955,122	4,051,547
Short-term financial liabilities:		
Short-term debts:		
Debts with credit institutions	20	20
Financial leasing creditors (Note 7)	91,009	89,276
Other financial liabilities	6,562	6,545
	97,591	95,841
Debts with other Group companies	1,077,074	4,893,759
Trade creditors and other accounts payable:		
Suppliers	366,211	430,781
Personnel	944	934
	367,155	431,715
Total short-term financial liabilities	1,541,820	5,421,315

Long-term debts with Group companies and associates

The Company recognizes in this heading a participating loan dated 29th December 2008 amounting to 2,600,000 Euros, granted by the parent company Elsamex, S.A., with maturity date on 1st December 2018, which accrues an Euribor fixed interest of + 1.75% each 31st March and an annual floating rate adjusted depending on the annual profits before taxes, according to a scale. In 2015 the interest accrued was 147,446 Euros (Note 17).

In addition, on 31st December 2011 a new participating loan amounting to 700,000 Euros was granted by Grusamar Ingeniería y Consulting, with maturity date on 31st December 2016, which accrues an Euribor fixed interest of +1.75% and an annual floating rate adjusted depending on the annual profits before taxes, according to a scale. In 2015 the interest accrued was 26,460 Euros.

12. Information on the postponement of payments to suppliers. Additional third disposition. "Duty of information" of Law 15/2010, of 5th July.

Below, the information required by the Additional third disposition of Law 15/2010 of 5 July is detailed.

	Payments made and pending payment at the closing date of the period.	
	Financial Year 2015	Financial Year 2014
	Days	Days
PMPE (days) of payments	90	100.88

Data contained in the chart above on payments to suppliers refer to those which, by nature, are commercial creditors by debts with suppliers of goods and services, so they include data related to the item "Suppliers" of the current liabilities of the balance sheet.

The excess pondered average term (PMPE) of payments has been calculated as the quotient formed in the numerator by adding the products of each payment to suppliers made in the period with a deferment above the legal term of payment and the number of days of deferment which exceeds the term, and in the denominator the total amount of payments made in the period with a deferment above the legal term of payment.

The maximum legal term of payment applicable to the Company for period 2015 according to Law 3/2004 of 29 December, which establishes measures against delinquency in commercial operations, is 60 days.

13. Public Administrations and fiscal situation

The composition of this section of the attached balance sheet at 31st December 2015 and 2014 is as follows:

	Euros			
	2015		2014	
	Balances Debtors	Balances Creditors	Balances Debtors	Balances Creditors
Deferred tax assets	2,038,877	-	2,028,094	-
Deferred tax liabilities	-	11,566	-	11,566
Long-term balances with Public Administrations	2,038,877	11,566	2,028,094	11,566
Public Treasury, debtor for VAT	112	-	77	-
Public Treasury, withholdings Income Tax (IRPF)	-	18,180	-	18,180
Social Security institutions payable	-	3,527	-	17,513
Short-term balances with Public Administrations	112	22,179	77	35,693

Value Added Taxes

By decision of the Sole Shareholder's Meeting on 26th December 2011, it was chosen to tax in the Value Added Tax through the tax consolidation regime in accordance with Chapter IX of Title IX of the Value Added Tax Act since 1st January 2008; the parent Company, Elsamex S.A., is responsible for filing and paying the Value Added Tax of the tax group. For this reason, at the end of the period the payable or receivable balances for the Value Added Tax are included classified in current accounts with group companies.

Tax on Profits

By decision of the Sole Shareholder's Meeting on December 26th 2011, it was chosen to tax in the Corporate Tax through the tax consolidation regime in accordance with Chapter VII of Title VII of the Corporate Tax Act since October 1st 2007; the parent Company, Elsamex S.A., is responsible for filing and paying the Corporate Tax of the tax group. For this reason, at the end of the financial year the payable or receivable balances for the Corporate Tax are included classified in current accounts with group companies.

Accounting reconciliation and taxable base result

The reconciliation between accounting result and taxable base of the Corporate Tax is as follows:

Financial Year 2015:

	Euros	
	Base	Expense
Accounting result before Taxes (Losses)	(46,287)	(12,960)
Amortization limit	38,513	
Adjustments	(7,618)	2,133
Adjustments previous years		
Taxable base	(15,391)	
Amount to be returned by the Group / Expense (30%)	(4,309)	
Expense/(Income) for Tax on profits		15,093

Financial Year 2014:

	Euros	
	Base	Expense
Accounting result before Taxes (Losses)	(503,846)	(151,153)
Amortization limit	54,448	
Adjustments	11,056	(3,317)
Adjustments previous years		(2,209)
Taxable base	438,342	
Amount to be returned by the Group / Expense (30%)		
Expense/(Income) for Tax on profits		(145,628)

Temporary differences originating in previous years arise because, during year 2008, the Company decided to include in equal parts in the taxable base of the Corporate Tax, and during the first three tax periods, accounting adjustments recognized in Equity due to the first application of the new General Accounting Plan.

The detail of the balance of Assets for deferred tax on profits during periods 2015 and 2014 is as follows:

	Euros	
	Balance at 31/12/2015	Balance at 31/12/2014
Originated in previous years due to application of the new General Accounting Plan	116,563	116,563
Tax credits for R+D+i	90,312	90,312
Tax credits due to negative tax bases	1,774,313	1,774,313
Cap for amortisation deductibility	45,167	34,384
Cap for financial expense deductibility	12,522	12,522
Total deferred tax assets	2,038,877	2,028,094

Increases are due to deferred assets generated by the limit on amortization and financial expense applied as expense of the period.

At 2015 year-end, the maturity of negative tax bases, recognized or not, in the attached balance sheet pending use by the Company is as follows:

	Amount	Expiration
Year 2003	501,460	Year 2019
Year 2004	1,446,810	Year 2020
Year 2006	450,164	Year 2022
Year 2007	1,237,259	Year 2023
Year 2008	189,284	Year 2024
Year 2009	359,601	Year 2025
Year 2010	1,302,658	Year 2026
Year 2011	1,175,287	Year 2027
	6,662,523	

Under current legislation, taxes cannot be deemed to have been definitively settled until the tax returns filed have been reviewed by the tax authorities or until the four-year statute-of-limitations period has expired. At close of period 2015 the Company has not got any ongoing inspection. The Directors consider that the above-mentioned tax obligations have been adequately settled. Therefore, in the event of a fiscal inspection and considering there were any disagreements in the usual prevailing interpretation because of the fiscal treatment granted to operations, future resulting liabilities, if any, would not significantly affect these abridged financial statements.

14. Contingent Liabilities

At 31st December 2015, the Company has been granted several guarantees demanded in order to contract with Public Bodies for an amount of 67,911 Euros. The amount granted under this heading during 2014 amounted to 67,911 Euros.

15. Revenue and expenditure

a) Net turnover amount

The net amount of the turnover entered by the Company corresponds to the revenues obtained through the activity considered in their Corporate purpose.

The detail for this section in the profit and loss account at 31st December 2015 and 2014 is as follows:

Division	Euros	
	2015	2014
Sales to third parties	1,165,294	858,438
Services to third parties	1,545,983	1,099,762
	2,711,277	1,958,200

All services rendered have been in national territory.

The details are as follows:

Projects	Euros	
	Sales	%
Signalling	68,242	3%
Corporate image	2,643,035	97%
	2,711,277	100.00%

b) Purchases

The breakdown of this section of the profit and loss account for the accounting period ending on 31st December 2015 and 2014 is as follows:

	Euros	
	2015	2014
Purchase of other materials	1,202,852	857,702
Works carried out by other companies	228,699	275,866
	1,431,551	1,133,567

The purchase breakdown by origin is as follows:

	Euros	
	Purchases	%
European Community	114,290	11%
National	1,317,261	89%
	1,431,551	100.00%

c) Personnel expenditure

The breakdown of the "Personnel expenditure" entry in the profit and loss account at 31st December 2015 and 2014 is as follows:

	Euros	
	2015	2014
Wages, salaries and similar expenses	459,115	383,187
Employer social security costs	137,274	122,514
Total	566,389	505,701

The average number of persons employed during accounting periods 2015 and 2014, broken down into categories, is as follows:

Categories	2015	2014
Management	1	1
Technical personnel and middle management	2	2
Administration personnel	2	2
Unqualified personnel	13	10
Total	18	15

In accordance with the requirements of Art. 260.9 of the Corporate Law, distribution by gender is shown for the end of the period for the Company's personnel, broken down by category for the accounting periods 2015 and 2014:

Categories	2015		2014	
	Men	Women	Men	Women
Management	-	1	-	1
Technical personnel and middle management	1	-	1	1
Administration personnel	-	2	-	2
Unqualified personnel	12	1	9	1
Total	13	5	10	5

d) Data relating to senior management personnel:

Name	Positions or duties hold in the company	Remuneration period 2015
Managers	Management	42,113

e) Other operating expenses

The detail for this section of the attached profit and loss account for accounting periods 2015 and 2014 is as follows:

	Euros	
	2015	2014
Leases and royalties	(709)	4,882
Repairs and maintenance	5,746	14,558
Independent professional services	6,129	12,363
Transport	3,495	10,722
Insurance premiums	12,278	11,726
Bank services and other similar	2,151	1,224
Supplies	44,748	38,631
Other services	129,840	128,532
Other taxes	5,056	5,795
	208,734	228,433

During financial year 2015, the fees for the account auditing services provided by the auditor of the Company until June 2015, Ms. Laura Tahoces, and the new auditor from June 2015, Caballero Auditores, have been as follows:

Description	Euros	
	2015	2014
Auditing Services	5,000	12,202
Other verification services	300	-
Total auditing and related services	5,300	12,202
Other services	-	-
Total professional services	5,300	12,202

16. Environmental aspects

In view of the main business activities carried out by the Company, it does not have any significant responsibilities, expenses, assets or provisions or contingencies of an environmental nature in relation to the equity, financial situation and results. For this reason, they are not included in the specific breakdowns in this report. It does not have assigned or acquired any greenhouse gas emission allowance either.

The Company's Directors consider that there are no contingencies related to the protection and improvement of the environment and do not consider it necessary to enter any resource to the provision for risks and expenses of an environmental nature as at 31 December 2015 and 2014 in the abridged financial statements.

17. Operations with related parties

17.1 Balances and transactions with group companies

The detail of the balances and transactions made during accounting periods 2015 and 2014 between the Company and Elsamex Group companies is as follows:

Financial Year 2015:

2015	Euros					
	Other shareholder contributions	Accounts payable		Income	Expenditure	
		Short term loans	Long term loans	Services provided	Services received	Interests Group
Ciesm-Intevía S.A	-	18,206	-	-	-	-
Atenea, Seguridad y Medio Ambiente, S.A.	-	6,334	-	-	-	308
Control 7, S.A.	-	13,168	-	-	-	-
Elsamex, S.A.	5,400,00	871,136	2,600,000	1,514,022	1,083,410	375,619
Elsamex Internacional, S.L	-	24,488	-	-	-	1,195
Grusamar Ingeniería y Consulting, S.L.	-	143,742	700,000	-	-	28,347
TOTAL	5,400,000	1,077,074	3,300,000	1,541,022	1,083,410	405,469

Financial Year 2014:

2014	Euros					
	Other shareholder contributions	Accounts payable		Income	Expenditure	
		Short term loans	Long term loans	Services provided	Services received	Short term loans
Ciesm-Intevía S.A	-	18,206	-	-	-	18,206
Atenea, Seguridad y Medio Ambiente, S.A.	-	5,953	-	-	-	5,953
Control 7, S.A.	-	13,168	-	-	-	13,168
Elsamex, S.A.	1,400,00	4,717,744	2,600,000	1,041,265	681,401	327,206
Elsamex Internacional, S.L	-	23,293	-	-	-	1,068
Grusamar Ingeniería y Consulting, S.L.	-	115,395	700,000	-	-	28,112
TOTAL	1,400,000	4,893,759	3,300,000	1,041,265	681,401	393,713

Since 2008, the Company has formalized two participating loans registered under the heading "Long-term debt" which are subject to the following clauses:

- Repayment of the principal on December 1, 2018.
- Interest Euribor + 1.75%
- Variable interest subject to obtaining future benefits (1% of the amount exceeding 750,000 euro annual result)

The Company has included in its accounts throughout period 2015 the amount of 87,426 EUR for structure expenses allocated by the parent company; last year, that amount was 62,829 EUR.

As mentioned in Note 2.4 in the year 2015 the Parent Company made contributions against loans to rebalance the balance sheet.

Short term loans with Group companies are bearing a fixed interest rate of 5% over the average amount drawn.

The other related party transactions are valued at market price.

17.2 Detail of shares in companies with similar activities and performance of the Administrative Body of similar activities on their own or another's behalf

In compliance with the provisions of Article 229 of the Corporate Act, introduced by Royal Decree 1/2010 of 2nd July, in order to reinforce corporate transparency, it is noted that at the close of accounting periods 2015 and 2014 the members of the Board of Directors of Señalización, Viales e Imagen, S.A.U have not held shares in companies with the same, analogous or complementary type of activity of the corporate purpose of the company. Similarly, no activities have been carried out or are being carried out, on their own or another's behalf, with the same, analogous or complementary type of activity of the Company's corporate purpose, except for those activities which the company may carry out in other Group companies.

During accounting periods 2014 and 2015 the members of the Company's Board of Directors did not receive any remuneration in consideration of their responsibility.

The Company has not contracted any obligation related to pensions, bonds, guarantees, life insurance or of any other type in favour of the members of the Company's Board of Directors.

There are no advance payments, credits or any obligations assumed by the Company on behalf of the members of the Company's Board of Directors.

18. Segment information

The Company considers that the best segmental information which represents the different business areas is the following:

	Signalling	Corporate Image
Sales	68,241	2,643,036
EBITDA	7,169	504,409
Depreciation	(3,231)	(125,146)
EBIT	3,938	379,263

19. Subsequent Events

After the close of the period, and until the date of preparation of these abridged financial statements, no significant subsequent events have occurred that should be mentioned.

Procedure for Preparation of Abridged Financial Statements

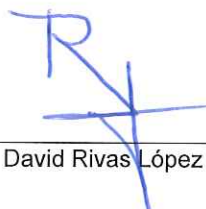
In compliance with the provisions established in the Corporations Act, the Board of Directors of Señalización, Viales e Imagen, S.A.U. prepared on 16th March 2016 the abridged financial statements for accounting period 2015, which shall be submitted for the approval of the Sole Shareholder.




D. Fernando Bardisa Jordá



D. Juan Manuel González
Alonso



D. David Rivas López



D. Inmaculada Quintana Benito